



2013

**Round 4 & 5 : Sydney Motorsports Park : August 1 - 4****SUPERBIKE****Round 5 - Qualifying**

Date: 02/08/13
 Event: Q10
 Weather: Mostly sunny - Temp: 17.3C
 Track: Dry - Temp: 28.8C

Started at: 12:45:04
 Laps: 25 Min
 Starters: 14
 Printed at: 13:13

PROVISIONAL CLASSIFICATION

Pos	No	Gr	Name	Class	Machine	Fastest Lap	On Lap	Behind Prev	Behind Leader	Top Speed
1	47	A	Wayne MAXWELL (VIC) / Team Suzuki		Suzuki GSX-R	1:30.658	5 of 7			278
2	6	A	Robert BUGDEN (QLD) / Team Volvo Group Suzuki		Suzuki GSX-R	1:30.911	9 of 10	.253	.253	286
3	14	A	Glenn ALLERTON (NSW) / NextGen Motorsports / Dynotech / Maxima / BMW		BMW HP4	1:31.173	2 of 3	.262	.515	299
4	27	A	Jamie STAUFFER (NSW) / Team Honda Racing / Motologic / Vantage		Honda CBR-RR	1:31.654	9 of 9	.481	.996	271
5	68	A	Glenn SCOTT (NSW) / Team Insure My Ride Racing / Myotrade	P	Honda CBR-RR	1:31.898	10 of 11	.244	1.240	294
6	34	A	Josh HOOK (NSW) / Team Honda Racing / Motologic / Vantage		Honda CBR-RR	1:32.288	3 of 9	.390	1.630	274
7	86	A	Beau BEATON (NSW) / Racers Edge Performance / Suzuki Australia / PTR / Verngraham	P	Suzuki GSX-R	1:32.839	10 of 11	.551	2.181	294
8	18	A	Ben HENRY (QLD / WA) / Cube Racing / Australian Outdoor Living / Underground Designs	P	Suzuki GSX-R	1:33.178	4 of 12	.339	2.520	267
9	38	A	Linden MAGEE (QLD) / NextGen Motorsports / Dynotech / Maxima / BMW	P	BMW HP4	1:33.286	7 of 11	.108	2.628	294
10	24	A	Chas HERN (VIC) / CM Racing / Pope Building Services / Helmet House Perth / Bendix	P	Suzuki GSX-R	1:33.400	4 of 5	.114	2.742	294
11	19	A	Phil LOVETT (NSW) / Cessnock KTM / Lovetts Earthmoving / Central Coast Harley Dav.	P	Kawasaki ZX10R	1:33.676	4 of 6	.276	3.018	278
12	51	A	Sloan FROST (NZ)	P	BMW S RR	1:33.780	8 of 11	.104	3.122	290
13	77	A	Adam SENIOR (WA) / City Toyota / Silkolene / Radmix / Boreclean / Fine Riders	P	Honda CBR-RR	1:34.903	5 of 12	1.123	4.245	290
14	96	B	Chris McMILLAN (QLD)	P	Yamaha YZF-R1	1:39.420	10 of 11	4.517	8.762	274

Current best lap for SBK class - 1:30.078 by Glenn ALLERTON (NSW) on a BMW HP4 set on 01/08/13

*** ALL RIDERS QUALIFY / TOP 13 RIDERS PROGRESS TO SUPERPOLE ***

The results are provisional until the end of the time limit for protests and appeals.


Chief Time Keeper - Scott Laing

Clerk of Course - Tom Williams



Computime Race Timing Systems Pty Ltd © 1996
 Licensed to Computime Race Timing Systems
www.computime.com.au

COMPUTIME RACE TIMING SYSTEMS PTY LTD
 9 Timber Lane, Glen Waverley, Vic 3150. Ph : 0418 17 13 17
 E-mail : scott@computime.com.au





2013

**Round 4 & 5 : Sydney Motorsports Park : August 1 - 4****SUPERBIKE****Round 5 - Qualifying**

Date: 02/08/13
 Event: Q10
 Weather: Mostly sunny - Temp: 17.3C
 Track: Dry - Temp: 28.8C

Started at: 12:45:04
 Laps: 25 Min
 Starters: 14
 Printed at: 13:13

PROVISIONAL LAP TIMES

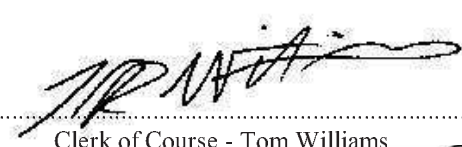
No	Name	Lap 1	Lap 2	Lap 3	Lap 4	Lap 5	Lap 6	Lap 7	Lap 8	Lap 9	Lap 10
6	Robert BUGDEN (QLD)	1:35.556	1:31.812	1:31.283	1:31.502	1:31.427	2:00.497	3:34.068	1:31.587	1:30.911	1:51.549
14	Glenn ALLERTON (NSW)	1:31.284	1:31.173	1:51.098							
18	Ben HENRY (QLD / WA)	1:34.896	1:34.173	1:33.451	1:33.178	1:33.536	1:33.799	2:00.657	5:06.696	1:39.331	1:34.099
	10	1:34.248	1:54.607								
19	Phil LOVETT (NSW)	2:22.901	1:36.319	1:33.967	1:33.676	1:33.843	2:03.392				
24	Chas HERN (VIC)	1:37.407	1:34.519	1:33.764	1:33.400	1:55.263					
27	Jamie STAUFFER (NSW)	1:33.133	1:31.774	1:31.858	1:57.820	6:47.232	1:31.877	1:31.795	1:31.764	1:31.654	
34	Josh HOOK (NSW)	1:34.815	1:33.288	1:32.288	1:47.188	3:54.054	1:32.321	1:34.290	1:32.474	1:44.737	
38	Linden MAGEE (QLD)	1:34.617	1:34.172	1:33.670	1:33.655	1:45.014	3:29.868	1:33.286	1:33.465	1:34.052	1:34.042
	10	1:59.245									
47	Wayne MAXWELL (VIC)	1:32.374	1:31.076	1:30.723	1:30.805	1:30.658	1:55.313	10:44.643			
51	Sloan FROST (NZ)	1:34.647	1:34.890	1:34.604	1:38.368	1:53.033	3:11.091	1:33.897	1:33.780	1:34.454	1:50.875
	10	1:55.392									
68	Glenn SCOTT (NSW)	1:33.691	1:33.314	1:32.757	1:32.298	1:32.363	1:32.353	1:31.987	1:32.093	1:32.086	1:31.898
	10	2:10.660									
77	Adam SENIOR (WA)	1:35.643	1:36.156	1:35.463	1:38.524	1:34.903	2:01.623	3:55.723	1:35.557	1:35.279	1:53.155
	10	2:41.952	1:35.478								
86	Beau BEATON (NSW)	1:33.587	1:33.238	1:33.635	1:56.430	3:40.751	1:33.376	1:33.732	1:56.625	3:39.246	1:32.839
	10	1:33.811									
96	Chris McMILLAN (QLD)	1:39.756	1:41.260	1:40.939	1:40.013	1:40.163	1:39.771	1:55.346	3:04.752	1:40.550	1:39.420
	10	1:55.886									

*** ALL RIDERS QUALIFY / TOP 13 RIDERS PROGRESS TO SUPERPOLE ***

The results are provisional until the end of the time limit for protests and appeals.



Chief Time Keeper - Scott Laing



Clerk of Course - Tom Williams




Computime Race Timing Systems Pty Ltd © 1996

Licensed to Computime Race Timing Systems

www.computime.com.au**COMPUTIME RACE TIMING SYSTEMS PTY LTD**

9 Timber Lane, Glen Waverley, Vic 3150. Ph : 0418 17 13 17

E-mail : scott@computime.com.au



Round 4 & 5 : Sydney Motorsports Park : August 1 - 4

SUPERBIKE

Round 5 - Qualifying

Date: 02/08/13
 Event: Q10
 Weather: Mostly sunny - Temp: 17.3C
 Track: Dry - Temp: 28.8C


Started at: 12:45:04
 Laps: 25 Min
 Starters: 14
 Printed at: 13:13

PROVISIONAL SPLIT TIMES

Lap	Split 1	Split 2	Split 3	Lap Time	Speed	Lap	Split 1	Split 2	Split 3	Lap Time	Speed
6 Robert BUGDEN (QLD) (2nd)						19 Phil LOVETT (NSW) (11th)					
1	3:42.108	43.020	25.514	4:50.642	264	1	1:45.439	45.807	41.051	3:12.297	
2	29.111	41.941	24.504	1:35.556	274	2	1:15.403	42.305	25.193	2:22.901	274
3	28.258	39.254	24.300	1:31.812	278	3	28.965	42.191	25.163	1:36.319	278
4	28.041	39.071	24.171	1:31.283	264	4	28.911	40.053	25.003	1:33.967	274
5	27.989	39.151	24.362	1:31.502	267	5	28.835	39.970	24.871	1:33.676	260
6	27.969	38.972	24.486	1:31.427	274	6	28.722	40.179	24.942	1:33.843	278
7	32.021	43.715	44.761	2:00.497		7	29.444	46.081	47.867	2:03.392	
8	2:28.270	40.709	25.089	3:34.068	271	24 Chas HERN (VIC) (10th)					
9	28.242	39.036	24.309	1:31.587	274	1	7:49.938	45.876	27.225	9:03.039	274
10	27.901	38.822	24.188	1:30.911	286	2	30.528	41.588	25.291	1:37.407	282
11	31.310	40.834	39.405	1:51.549		3	29.134	40.350	25.035	1:34.519	290
14 Glenn ALLERTON (NSW) (3rd)						4	29.001	39.898	24.865	1:33.764	282
1	15:55.758	43.161	24.538	17:03.457	299	5	28.859	39.813	24.728	1:33.400	294
2	28.265	38.855	24.164	1:31.284	299	6	30.256	43.753	41.254	1:55.263	
3	28.058	38.803	24.312	1:31.173	282	27 Jamie STAUFFER (NSW) (4th)					
4	32.050	42.866	36.182	1:51.098		1	4:27.184	42.109	24.718	5:34.011	271
18 Ben HENRY (QLD / WA) (8th)						2	28.554	39.749	24.830	1:33.133	267
1	1:19.848	41.746	25.301	2:26.895	254	3	28.029	39.426	24.319	1:31.774	267
2	29.248	40.614	25.034	1:34.896	251	4	27.957	39.298	24.603	1:31.858	257
3	29.160	40.238	24.775	1:34.173	254	5	33.165	44.878	39.777	1:57.820	
4	28.749	40.072	24.630	1:33.451	251	6	5:42.256	40.284	24.692	6:47.232	264
5	28.608	39.841	24.729	1:33.178	248	7	28.227	39.249	24.401	1:31.877	271
6	28.455	40.203	24.878	1:33.536	264	8	27.984	39.437	24.374	1:31.795	264
7	28.738	40.253	24.808	1:33.799	248	9	27.993	39.368	24.403	1:31.764	267
8	29.319	47.779	43.559	2:00.657		10	27.981	39.293	24.380	1:31.654	267
9	4:00.729	40.900	25.067	5:06.696	248	34 Josh HOOK (NSW) (6th)					
10	29.018	45.097	25.216	1:39.331	248	1	4:24.527	43.507	25.433	5:33.467	267
11	28.725	40.367	25.007	1:34.099	267	2	29.040	40.966	24.809	1:34.815	271
12	28.764	40.362	25.122	1:34.248	251	3	28.827	39.892	24.569	1:33.288	274
13	28.723	40.351	45.533	1:54.607							

Scott Laing
 Chief Time Keeper - Scott Laing

Tom Williams
 Clerk of Course - Tom Williams



Round 4 & 5 : Sydney Motorsports Park : August 1 - 4

SUPERBIKE

Round 5 - Qualifying

Date: 02/08/13
Event: Q10
Weather: Mostly sunny - Temp: 17.3C
Track: Dry - Temp: 28.8C

Started at: 12:45:04
Laps: 25 Min
Starters: 14
Printed at: 13:13

PROVISIONAL SPLIT TIMES

Lap	Split 1	Split 2	Split 3	Lap Time	Speed	Lap	Split 1	Split 2	Split 3	Lap Time	Speed
4	28.118	39.611	24.559	1:32.288	271	1	2:01.528	41.673	25.113	3:08.314	290
5	29.156	41.156	36.876	1:47.188		2	29.249	40.570	24.828	1:34.647	278
6	2:48.155	41.062	24.837	3:54.054	271	3	29.467	40.399	25.024	1:34.890	278
7	28.183	39.596	24.542	1:32.321	271	4	29.327	40.185	25.092	1:34.604	290
8	29.012	40.650	24.628	1:34.290	267	5	29.089	40.329	28.950	1:38.368	282
9	28.129	39.674	24.671	1:32.474	271	6	29.220	40.345	43.468	1:53.033	
10	28.188	39.617	36.932	1:44.737		7	2:04.560	41.394	25.137	3:11.091	274
						8	29.160	39.842	24.895	1:33.897	286
38 Linden MAGEE (QLD) (9th)						9	29.043	39.794	24.943	1:33.780	267
1	1:54.924	41.837	25.187	3:01.948	286	10	29.248	40.128	25.078	1:34.454	286
2	28.965	40.758	24.894	1:34.617	290	11	36.138	48.681	26.056	1:50.875	286
3	28.652	40.669	24.851	1:34.172	286	12	29.149	40.273	45.970	1:55.392	
4	28.810	40.151	24.709	1:33.670	286						
5	28.690	40.070	24.895	1:33.655	282	68 Glenn SCOTT (NSW) (5th)					
6	28.718	40.551	35.745	1:45.014		1	7:32.902	42.294	24.880	8:40.076	294
7	2:24.125	40.784	24.959	3:29.868	282	2	28.662	40.344	24.685	1:33.691	286
8	28.441	40.090	24.755	1:33.286	278	3	28.724	39.974	24.616	1:33.314	278
9	28.675	39.967	24.823	1:33.465	286	4	28.662	39.617	24.478	1:32.757	286
10	28.773	40.344	24.935	1:34.052	294	5	28.344	39.476	24.478	1:32.298	294
11	28.682	40.356	25.004	1:34.042	286	6	28.337	39.605	24.421	1:32.363	290
12	28.495	47.027	43.723	1:59.245		7	28.283	39.523	24.547	1:32.353	286
						8	28.306	39.331	24.350	1:31.987	290
47 Wayne MAXWELL (VIC) (1st)						9	28.154	39.439	24.500	1:32.093	290
1	4:22.796	43.115	24.759	5:30.670	271	10	28.156	39.469	24.461	1:32.086	294
2	28.496	39.538	24.340	1:32.374	267	11	28.125	39.449	24.324	1:31.898	286
3	28.061	38.823	24.192	1:31.076	274	12	33.376	1:37.284		2:10.660	
4	27.892	38.668	24.163	1:30.723	278						
5	27.743	38.793	24.269	1:30.805	264	77 Adam SENIOR (WA) (13th)					
6	27.826	38.643	24.189	1:30.658	264	1	1:12.366	42.368	25.319	2:20.053	290
7	31.675	43.247	40.391	1:55.313		2	29.436	41.055	25.152	1:35.643	286
8				10:44.643		3	29.677	41.351	25.128	1:36.156	282
						4	29.460	40.777	25.226	1:35.463	278
51 Sloan FROST (NZ) (12th)						5	30.185	43.275	25.064	1:38.524	286

Chief Time Keeper - Scott Laing

Clerk of Course - Tom Williams




Computime Race Timing Systems Pty Ltd © 1996
Licensed to Computime Race Timing Systems

www.computime.com.au

COMPUTIME RACE TIMING SYSTEMS PTY LTD

9 Timber Lane, Glen Waverley, Vic 3150. Ph : 0418 17 13 17

E-mail : scott@computime.com.au





2013 QBE



Round 4 & 5 : Sydney Motorsports Park : August 1 - 4

SUPERBIKE

Round 5 - Qualifying

Date: 02/08/13
Event: Q10
Weather: Mostly sunny - Temp: 17.3C
Track: Dry - Temp: 28.8C

Started at: 12:45:04
Laps: 25 Min
Starters: 14
Printed at: 13:13

PROVISIONAL SPLIT TIMES

Lap	Split 1	Split 2	Split 3	Lap Time	Speed	Lap	Split 1	Split 2	Split 3	Lap Time	Speed
6	29.211	40.587	25.105	<u>1:34.903</u>	274	10	2:31.153	42.739	25.354	3:39.246	286
7	31.504	46.710	43.409	2:01.623		11	<u>28.440</u>	<u>39.723</u>	<u>24.676</u>	<u>1:32.839</u>	294
8	2:47.706	42.470	25.547	3:55.723	286	12	28.522	40.131	25.158	1:33.811	278
9	29.666	<u>40.471</u>	25.420	1:35.557	278	96 Chris McMILLAN (QLD) (14th)					
10	29.348	40.506	25.425	1:35.279	286	1	1:13.348	43.664	26.693	2:23.705	264
11	<u>29.013</u>	41.975	42.167	1:53.155		2	30.356	42.621	26.779	1:39.756	274
12	1:34.646	41.824	25.482	2:41.952	278	3	31.171	43.454	26.635	1:41.260	267
13	29.571	40.706	25.201	1:35.478	286	4	30.789	42.604	27.546	1:40.939	257
86 Beau BEATON (NSW) (7th)						5	30.700	42.663	26.650	1:40.013	271
1	1:11.728	42.134	25.094	2:18.956	278	6	30.426	43.218	26.519	1:40.163	257
2	28.725	39.932	24.930	1:33.587	286	7	30.443	42.659	26.669	1:39.771	254
3	28.514	39.883	24.841	1:33.238	278	8	30.227	<u>42.468</u>	42.651	1:55.346	
4	28.632	40.013	24.990	1:33.635	271	9	1:53.567	44.762	<u>26.423</u>	3:04.752	264
5	32.652	46.892	36.886	1:56.430		10	31.211	42.675	26.664	1:40.550	267
6	2:34.796	40.933	25.022	3:40.751	286	11	30.371	42.614	26.435	<u>1:39.420</u>	274
7	28.458	39.945	24.973	1:33.376	290	12	<u>29.857</u>	43.222	42.807	1:55.886	
8	28.595	40.090	25.047	1:33.732	282						
9	33.088	45.596	37.941	1:56.625							

*** ALL RIDERS QUALIFY / TOP 13 RIDERS PROGRESS TO SUPERPOLE ***

The results are provisional until the end of the time limit for protests and appeals.


Scott Laing
Chief Time Keeper - Scott Laing

Tom Williams
Clerk of Course - Tom Williams



Computime Race Timing Systems Pty Ltd © 1996
Licensed to Computime Race Timing Systems
www.computime.com.au

COMPUTIME RACE TIMING SYSTEMS PTY LTD
9 Timber Lane, Glen Waverley, Vic 3150. Ph : 0418 17 13 17
E-mail : scott@computime.com.au





2013  QBE



Round 4 & 5 : Sydney Motorsports Park : August 1 - 4

SUPERBIKE

Round 5 - Qualifying

Date: 02/08/13
Event: Q10
Weather: Mostly sunny - Temp: 17.3C
Track: Dry - Temp: 28.8C

Started at: 12:45:04
Laps: 25 Min
Starters: 14
Printed at: 13:13

PROVISIONAL FASTEST LAPS SEQUENCE

Race Time	No	Name	Machine	Fastest Lap	On Lap
3:52.543	86	Beau BEATON (NSW)	Suzuki GSX-R	1:33.587	1
5:25.781	86	Beau BEATON (NSW)	Suzuki GSX-R	1:33.238	2
7:03.044	47	Wayne MAXWELL (VIC)	Suzuki GSX-R	1:32.374	1
7:58.010	6	Robert BUGDEN (QLD)	Suzuki GSX-R	1:31.812	2
8:34.120	47	Wayne MAXWELL (VIC)	Suzuki GSX-R	1:31.076	2
10:04.843	47	Wayne MAXWELL (VIC)	Suzuki GSX-R	1:30.723	3
13:06.306	47	Wayne MAXWELL (VIC)	Suzuki GSX-R	1:30.658	5

*** ALL RIDERS QUALIFY / TOP 13 RIDERS PROGRESS TO SUPERPOLE ***

The results are provisional until the end of the time limit for protests and appeals.

Chief Time Keeper - Scott Laing

Clerk of Course - Tom Williams




Computime Race Timing Systems Pty Ltd © 1996
Licensed to Computime Race Timing Systems

www.computime.com.au

COMPUTIME RACE TIMING SYSTEMS PTY LTD

9 Timber Lane, Glen Waverley, Vic 3150. Ph : 0418 17 13 17

E-mail : scott@computime.com.au





2013 QBE



Round 4 & 5 : Sydney Motorsports Park : August 1 - 4

SUPERBIKE

Round 5 - Qualifying

Date: 02/08/13
Event: Q10
Weather: Mostly sunny - Temp: 17.3C
Track: Dry - Temp: 28.8C

Started at: 12:45:04
Laps: 25 Min
Starters: 14
Printed at: 13:13

PROVISIONAL BEST PARTIAL TIMES

Pos	Name	Split 1		Split 2		Split 3		LAP	Ideal	Fastest
		Time	Name	Time	Name	Time	Name			
1	W. MAXWELL	27.743	W. MAXWELL	38.643	W. MAXWELL	24.163	W. MAXWELL	1:30.549	1:30.658	
2	R. BUGDEN	27.901	G. ALLERTON	38.803	G. ALLERTON	24.164	R. BUGDEN	1:30.894	1:30.911	
3	J. STAUFFER	27.957	R. BUGDEN	38.822	R. BUGDEN	24.171	G. ALLERTON	1:31.025	1:31.173	
4	G. ALLERTON	28.058	J. STAUFFER	39.249	J. STAUFFER	24.319	J. STAUFFER	1:31.525	1:31.654	
5	J. HOOK	28.118	G. SCOTT	39.331	G. SCOTT	24.324	G. SCOTT	1:31.780	1:31.898	
6	G. SCOTT	28.125	J. HOOK	39.596	J. HOOK	24.542	J. HOOK	1:32.256	1:32.288	
7	B. BEATON	28.440	B. BEATON	39.723	B. HENRY	24.630	B. BEATON	1:32.839	1:32.839	
8	L. MAGEE	28.441	S. FROST	39.794	B. BEATON	24.676	B. HENRY	1:32.926	1:33.178	
9	B. HENRY	28.455	C. HERN	39.813	L. MAGEE	24.709	L. MAGEE	1:33.117	1:33.286	
10	P. LOVETT	28.722	B. HENRY	39.841	C. HERN	24.728	C. HERN	1:33.400	1:33.400	
11	C. HERN	28.859	L. MAGEE	39.967	S. FROST	24.828	P. LOVETT	1:33.563	1:33.676	
12	A. SENIOR	29.013	P. LOVETT	39.970	P. LOVETT	24.871	S. FROST	1:33.665	1:33.780	
13	S. FROST	29.043	A. SENIOR	40.471	A. SENIOR	25.064	A. SENIOR	1:34.548	1:34.903	
14	C. McMILLAN	29.857	C. McMILLAN	42.468	C. McMILLAN	26.423	C. McMILLAN	1:38.748	1:39.420	

*** ALL RIDERS QUALIFY / TOP 13 RIDERS PROGRESS TO SUPERPOLE ***

The results are provisional until the end of the time limit for protests and appeals.

Scott Laing
Chief Time Keeper - Scott Laing

Tom Williams
Clerk of Course - Tom Williams



Computime Race Timing Systems Pty Ltd © 1996
Licensed to Computime Race Timing Systems
www.computime.com.au

COMPUTIME RACE TIMING SYSTEMS PTY LTD
9 Timber Lane, Glen Waverley, Vic 3150. Ph : 0418 17 13 17
E-mail : scott@computime.com.au

